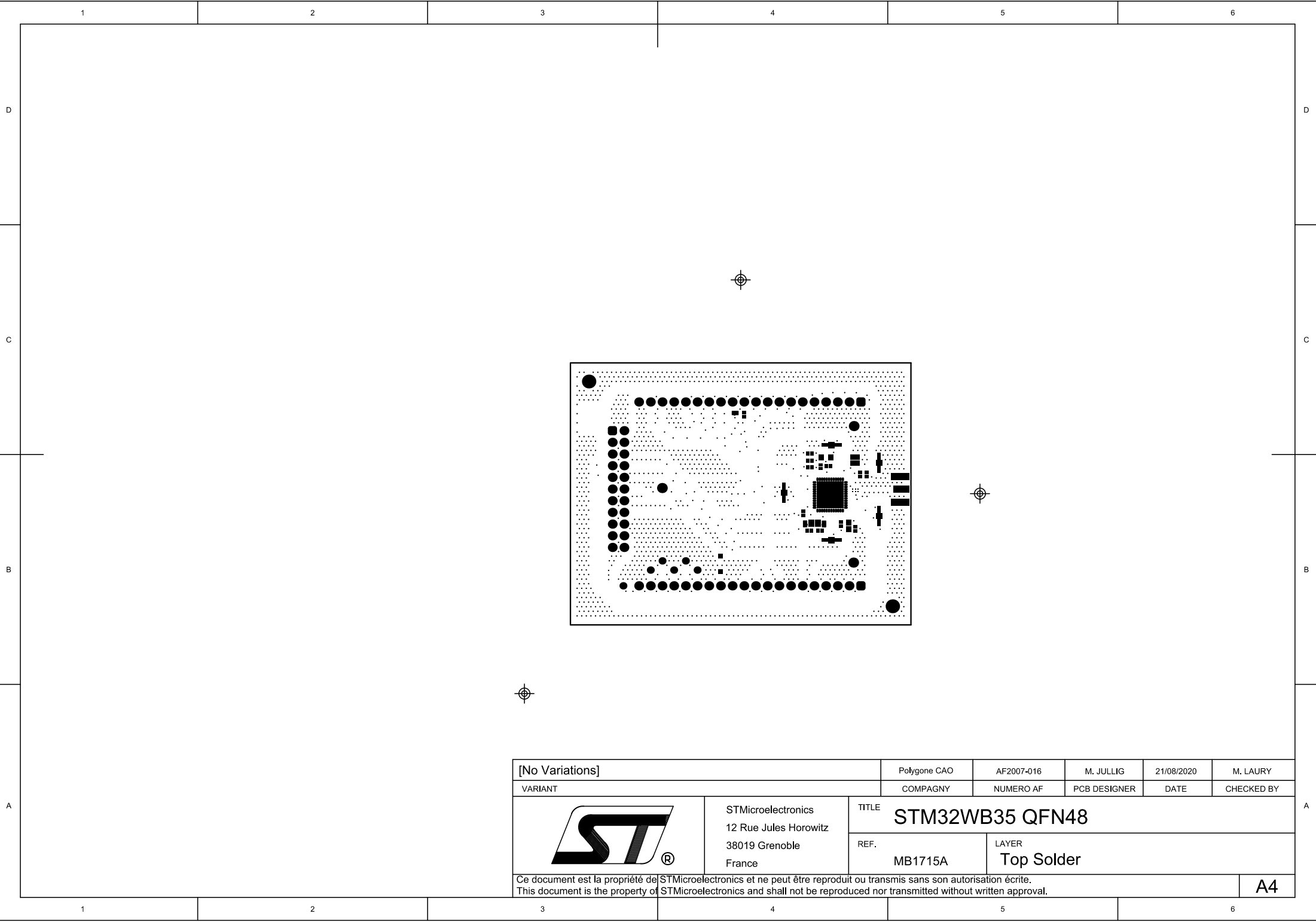

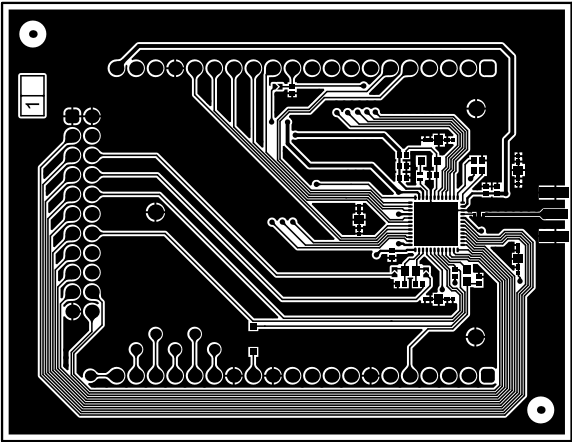



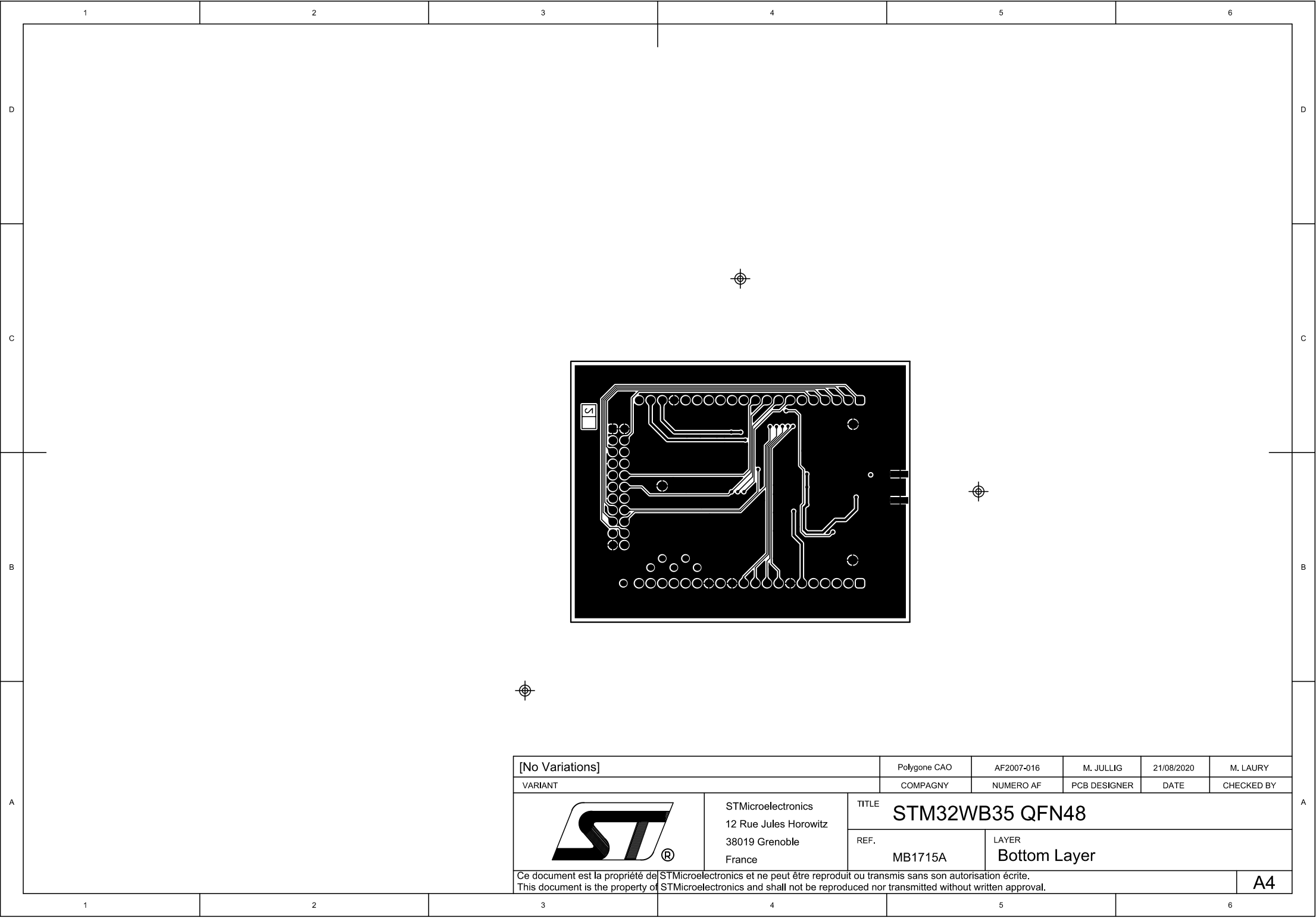
A




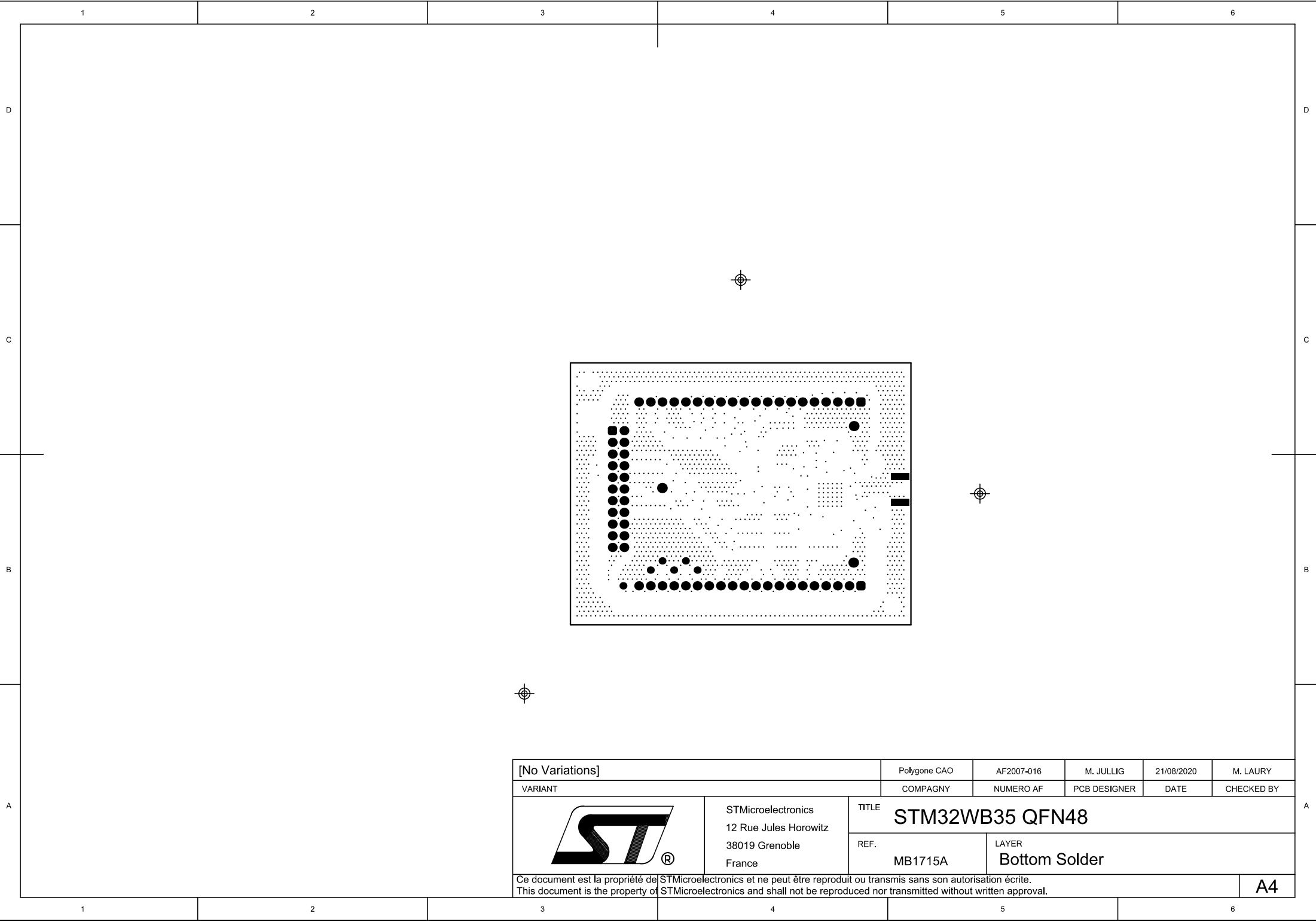
[No Variations]		Polygone CAO	AF2007-016	M. JULLIG	21/08/2020	M. LAURY
VARIANT		COMPAGNY	NUMERO AF	PCB DESIGNER	DATE	CHECKED BY
	STMicroelectronics 12 Rue Jules Horowitz 38019 Grenoble France	TITLE STM32WB35 QFN48				
		REF. MB1715A	LAYER Top Solder			
Ce document est la propriété de STMicroelectronics et ne peut être reproduit ou transmis sans son autorisation écrite. This document is the property of STMicroelectronics and shall not be reproduced nor transmitted without written approval.		A4				




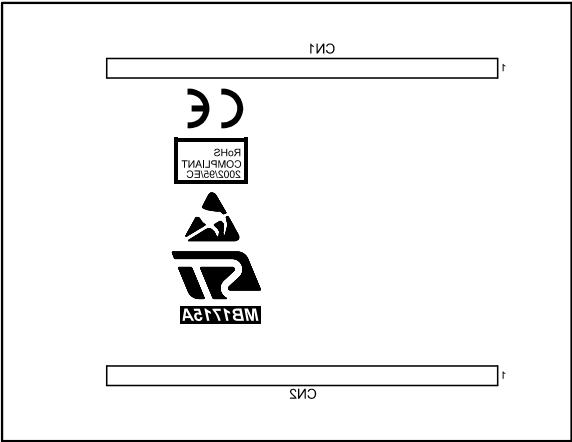
[No Variations]		Polygone CAO	AF2007-016	M. JULLIG	21/08/2020	M. LAURY
VARIANT		COMPAGNY	NUMERO AF	PCB DESIGNER	DATE	CHECKED BY
	STMicroelectronics 12 Rue Jules Horowitz 38019 Grenoble France	TITLE STM32WB35 QFN48				
		REF. MB1715A	LAYER Top Layer			
Ce document est la propriété de STMicroelectronics et ne peut être reproduit ou transmis sans son autorisation écrite. This document is the property of STMicroelectronics and shall not be reproduced nor transmitted without written approval.						A4




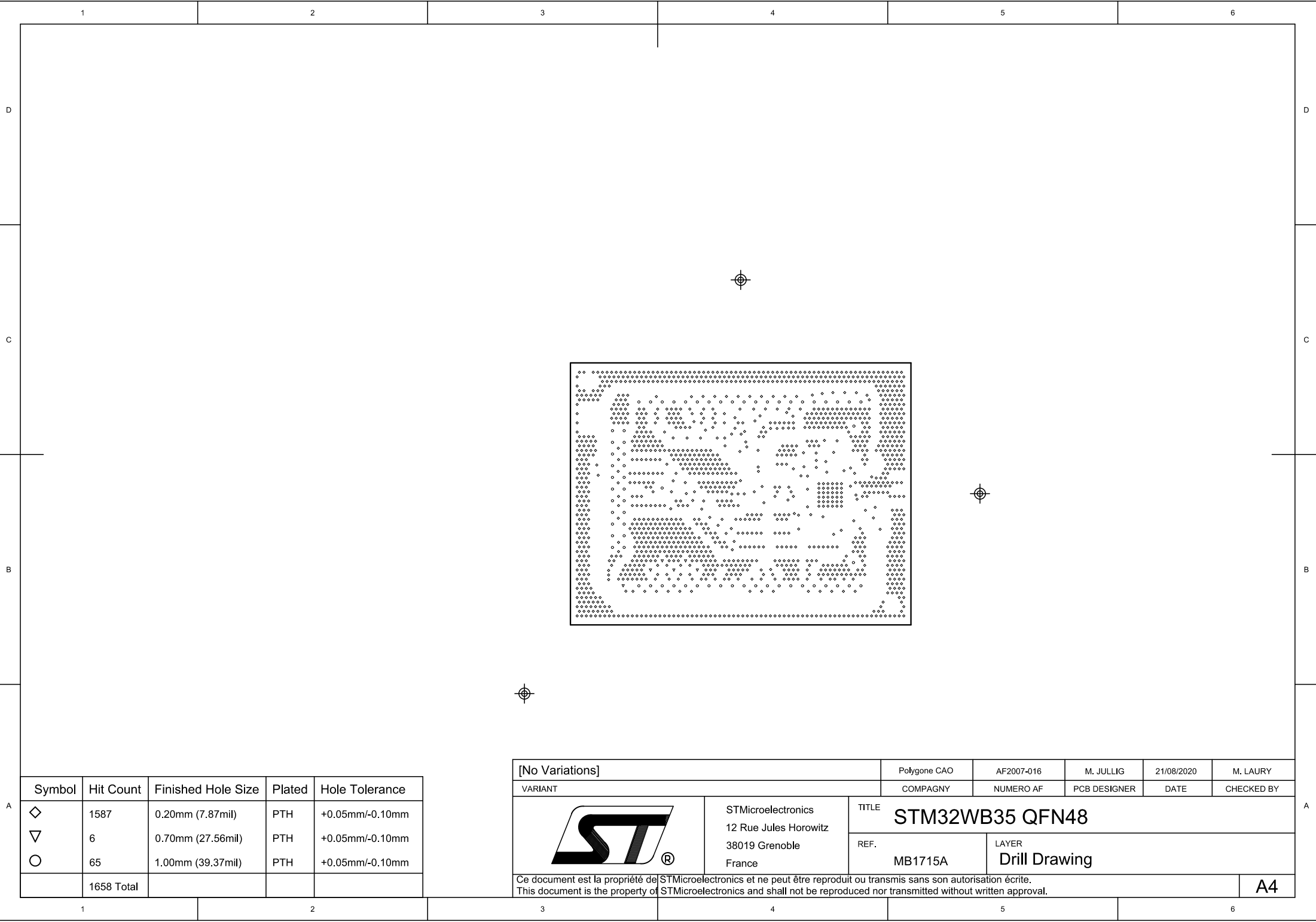
[No Variations]		Polygone CAO	AF2007-016	M. JULLIG	21/08/2020	M. LAURY
VARIANT		COMPAGNY	NUMERO AF	PCB DESIGNER	DATE	CHECKED BY
	STMicroelectronics 12 Rue Jules Horowitz 38019 Grenoble France	TITLE STM32WB35 QFN48				
		REF. MB1715A	LAYER Bottom Layer			
Ce document est la propriété de STMicroelectronics et ne peut être reproduit ou transmis sans son autorisation écrite. This document is the property of STMicroelectronics and shall not be reproduced nor transmitted without written approval.						A4




[No Variations]		Polygone CAO	AF2007-016	M. JULLIG	21/08/2020	M. LAURY
VARIANT		COMPAGNY	NUMERO AF	PCB DESIGNER	DATE	CHECKED BY
	STMicroelectronics 12 Rue Jules Horowitz 38019 Grenoble France	TITLE STM32WB35 QFN48				
		REF. MB1715A	LAYER Bottom Solder			
Ce document est la propriété de STMicroelectronics et ne peut être reproduit ou transmis sans son autorisation écrite. This document is the property of STMicroelectronics and shall not be reproduced nor transmitted without written approval.		A4				



[No Variations]		Polygone CAO	AF2007-016	M. JULLIG	21/08/2020	M. LAURY
VARIANT		COMPAGNY	NUMERO AF	PCB DESIGNER	DATE	CHECKED BY
	STMicroelectronics 12 Rue Jules Horowitz 38019 Grenoble France	TITLE STM32WB35 QFN48				
		REF. MB1715A	LAYER Bottom Overlay			
Ce document est la propriété de STMicroelectronics et ne peut être reproduit ou transmis sans son autorisation écrite. This document is the property of STMicroelectronics and shall not be reproduced nor transmitted without written approval.					A4	



Symbol	Hit Count	Finished Hole Size	Plated	Hole Tolerance
◇	1587	0.20mm (7.87mil)	PTH	+0.05mm/-0.10mm
▽	6	0.70mm (27.56mil)	PTH	+0.05mm/-0.10mm
○	65	1.00mm (39.37mil)	PTH	+0.05mm/-0.10mm
	1658 Total			

[No Variations]		Polygone CAO	AF2007-016	M. JULLIG	21/08/2020	M. LAURY
VARIANT		COMPAGNY	NUMERO AF	PCB DESIGNER	DATE	CHECKED BY
	STMicroelectronics 12 Rue Jules Horowitz 38019 Grenoble France	TITLE STM32WB35 QFN48				
		REF. MB1715A	LAYER Drill Drawing			
Ce document est la propriété de STMicroelectronics et ne peut être reproduit ou transmis sans son autorisation écrite. This document is the property of STMicroelectronics and shall not be reproduced nor transmitted without written approval.						A4